



PULSEAUDIO™

30W, 2 Channel In-Wall

Wi-Fi Streaming

AMPLIFIER



PART NUMBER PA230SWA

BUILT-IN 2X30W AMPLIFIER

vanco1.com | 800.626.6445

DEAR CUSTOMER

Thank you for purchasing this product. For optimum performance and safety, please read these instructions carefully before connecting, operating or adjusting this product. Please keep this manual for future reference.

THIS PRODUCT IS 100% INSPECTED AND TESTED IN THE UNITED STATES TO VERIFY PERFORMANCE PARAMETERS.

WARNING

1. Do not install or place this unit in a built-in cabinet, or other confined space without adequate ventilation.
2. To prevent risk of electrical shock or fire hazard, due to overheating do not obstruct unit's ventilation openings.
3. Do not install near any source of heat, including other units that may produce heat.
4. Do not place unit near flames.
5. Only clean unit with a dry cloth.
6. Unplug unit during lightning storms or when not used for an extended period of time.
7. Protect the power cord from being walked on or pinched, particularly at the plugs.
8. Use unit only with accessories specified by the manufacturer.
9. Refer all servicing to qualified personnel.

The Bluetooth® word mark and logos are registered trademarks owned by the Bluetooth SIG, Inc. and any use of such marks by Vanco International, LLC is under license. Other trademarks and trade names are those of their respective owners.

o FEATURES

The PulseAudio PA23OSWA is an in-wall streaming audio receiver with a built in 2x30W amplifier in a single gang wall plate form factor, that creates a simple distributed audio system to stream music over a wireless internet connection. Install in one zone or multiple zones, a great solution to stream music and create a wireless distributed audio system, all while using the easy to use and intuitive PASTREAM app! Play and control music, downloaded or streamed from your phone, tablet, or computer. The PA23OSWA is compatible with Airplay2, and Wi-Fi Direct that are found within the same network, allowing for songs to be shared easily in a distributed audio system. In addition, a mobile app is available on iOS and Google Play marketplaces, and allows the end user to sync their Spotify, Amazon Music, Qplay, TuneIn, iHeartRadio, and Tidal accounts for an effortless and enhanced listening experience. Multiple PA23OSWA amplifiers can be used within the same systems allowing everyone to listen to their own music and playlists or join multiple units together for a party mode!

30W, 2 Channel In-Wall Wi-Fi o Streaming Amplifier Part # PA23OSWA

- In-wall streaming audio receiver with a built-in 2x30W amplifier
- Fits easily into a single gang low-voltage box with streaming capability
- Creates a simple distributed audio system to stream music over a wireless internet connection from many different audio streaming services
- Stream music directly or through a connected network
- Mobile control app available on iOS and Android marketplaces
- PulseAudio Streaming mobile control app available on iOS and Android App Stores compatible with Airplay2 and WiFi Direct devices that are found within the same network, allowing for songs to be shared easily in a distributed audio system
- Allows user to sync their Spotify, Amazon Music, Qplay, TuneIn, iHeartRadio, and Tidal accounts for an effortless and enhanced listening experience
- Install for one zone, or multiple zones with additional units that can be joined together to create a wireless distribution system
- Multiple PA23OSWA amplifiers can be used within the same systems allowing everyone to listen to their own music and playlists or join multiple units together for party mode
- Dimensions: 2.8" x 4.5" x 2" (70mm x 114mm x 50mm)

○ SPECIFICATIONS

Wireless Network.....	IEEE802.11 b/g/n 2.4G
Power Input.....	DC 24V
Output Power.....	2x30W; 8ohm
Audio Source Input.....	3.5mm Phone Jack
Frequency Response.....	20Hz to 20kHz
EQ (Bass/Treble).....	±10db
Music Format.....	MP3/WMA/AAC/AAC+/ALAC/FLAC/ APE/WAV
OS.....	iOS, Android
Application.....	PASTREAM
Music Platforms.....	Spotify, Qplay, TuneIn, iHeartRadio, Tidal, and Napster; supports Airplay, and WiFi Direct for additional listening options
Weight.....	0.22 lbs (100g)
Dimensions.....	2.8" x 4.5" x 2" (70mm x 114mm x 50mm)

○ PACKAGE CONTENTS

- PA230SWA Amplifier
- (1) IR Remote
- (1) Power Adapter
- (1) 4-Terminal Phoenix Connector
- (1) White Single Gang Decora Wall Plate
- (1) Mounting and installation screws
- (1) Manual

o PANEL DESCRIPTIONS

1. Wi-Fi STATUS LED
 - a. Blue light flashes slowly: System initialization
 - b. Blue light flashes quickly: WiFi connecting / Allow WiFi connection setting
 - c. Green light: WiFi connected
2. Built in IR Receiver - use the included IR remote to control power, volume, bass, treble, etc.
3. RESET: Press to reset unit if trouble connecting to Wi-Fi
4. AUX IN: 3.5mm auxiliary input; connect an analog audio source



◦ REMOTE



◦ CONNECT AND OPERATE



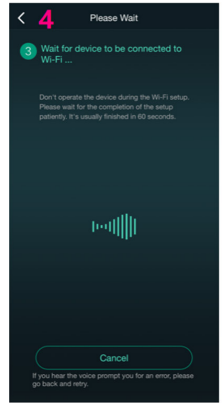
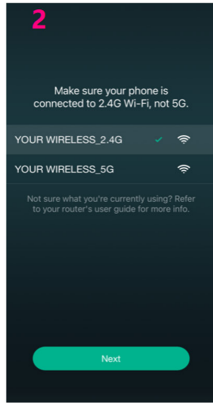
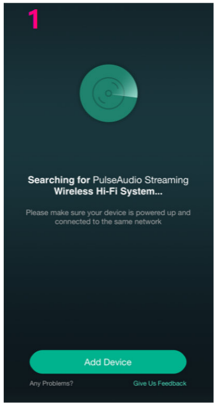
The PA230SWA is a device that receives internet streaming music or other wireless music from a Wi-Fi enabled device. Multiple units can be used to create a distributed audio system.

1. Connect speakers to the output of the PA230SWA using the provided 4-pin phoenix terminal connector
2. OPTIONAL: Connect a source (input) for wired audio connection. If utilizing wireless streaming, connection to the input is not necessary
3. Connect the included power supply to power up the unit
4. Connect a mobile device that will be the audio source to the local network
5. Connect the PA230SWA to the same Wi-Fi network
6. Download the PASTREAM APP from the Google Play or Apple Marketplace, follow the steps for connection the app will provide

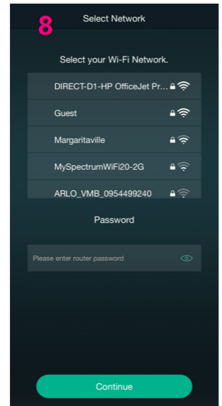
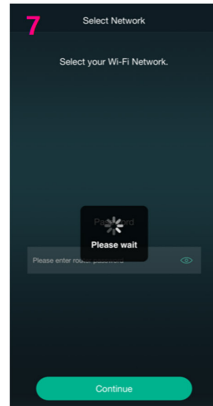
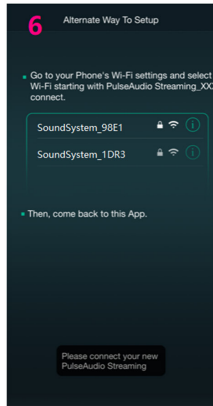
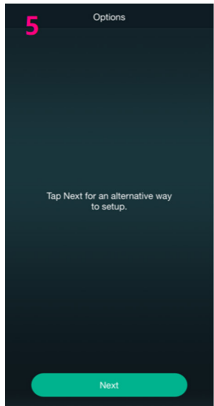
CONNECT TO WIFI AND CONFIGURE THE DEVICE

Follow the steps below to play content from a mobile device or streaming app to the PA230SWA over a 2.4G wireless network.

NOTE: Streaming apps may require internet connectivity.



1. Open the PASTREAM app, click on Add Device
2. Ensure you are connecting to a 2.4G WiFi network
3. The PA230SWA does not have a WPA button so click on NEXT
4. Click on CANCEL to manually configure PA230SWA

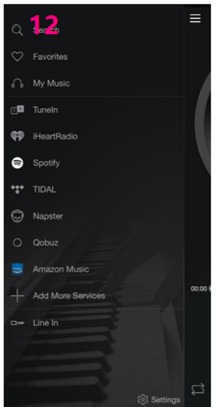

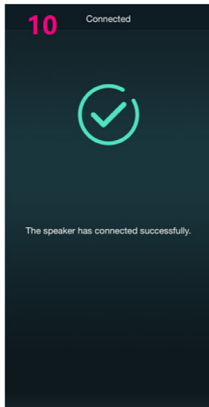
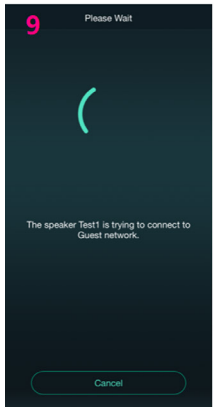


5. Click Next

6. Go to the WiFi settings of your device and connect to the PA230SWA directly and return to the app

7. App will search for other networks

8. Select the network you wish to connect and use the PA230SWA with, type in the password if needed and click Continue



9. The app will connect the PA230SWA to your selected Wi-Fi network

10. Receive confirmation app is ready to be used

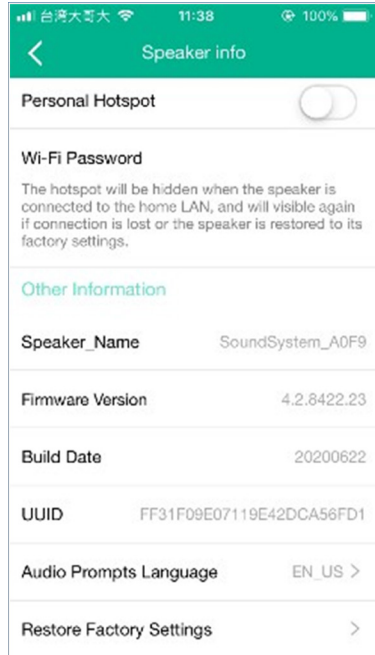
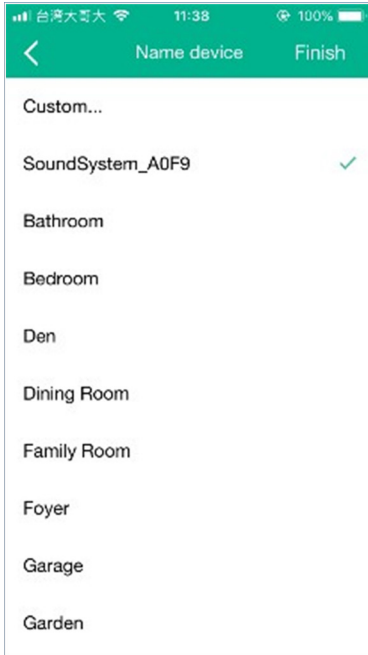
11. Home screen when the PA230SWA is connected

12. Main menu of streaming services

NOTE: You will need to login separately to your music streaming service to pair

◦ CUSTOMIZING DEVICE SETTINGS

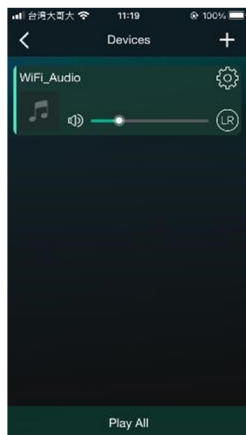
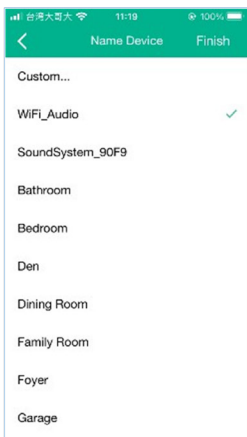
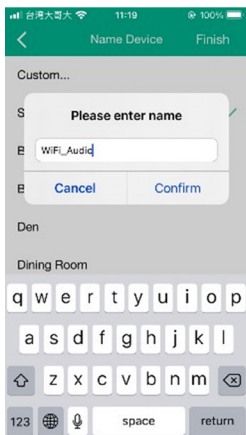
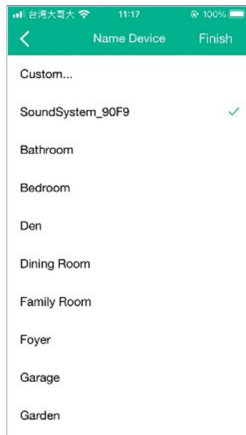
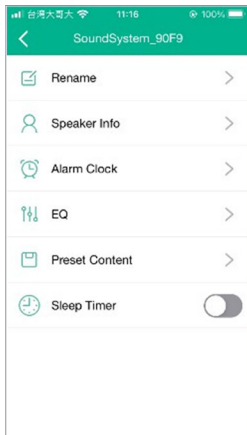
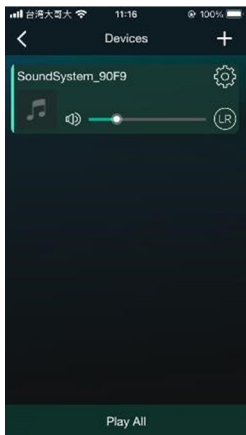
Through device settings you can get technical information on or change the name of the device.



To Rename a Device:

1. Click “Gear” icon
2. Click “Rename”
3. Click “Custom...”
4. Enter new name of the device and Click “Confirm”
5. Click “Finish”, Complete the Rename

(Note - If there is an updated name and then initialize the device, the SSID will be changed to the last custom name plus the serial number of the product)



o LIMITED WARRANTY

With the exceptions noted in the next paragraph, Vanco warrants to the original purchaser that the equipment it manufactures or sells will be free from defects in materials and workmanship for a period of two years from the date of purchase. Should this product, in Vanco's opinion, prove defective within this warranty period, Vanco, at its option, will repair or replace this product without charge. Any defective parts replaced become the property of Vanco. This warranty does not apply to those products which have been damaged due to accident, unauthorized alterations, improper repair, modifications, inadequate maintenance and care, or use in any manner for which the product was not originally intended.

Items integrated into Vanco products that are made by other manufacturers, notably computer hard drives and liquid crystal display panels, are limited to the term of the warranty offered by the respective manufacturers. Such specific warranties are available upon request to Vanco. A surge protector, power conditioner unit, or an uninterruptible power supply must be installed in the electrical circuit to protect against power surges.

If repairs are needed during the warranty period the purchaser will be required to provide a sales receipt/sales invoice or other acceptable proof of purchase to the seller of this equipment. The seller will then contact Vanco regarding warranty repair or replacement.

o SAFETY AND NOTICE

The PA230SWA has been tested for conformance to safety regulations and requirements, and has been certified for international use. However, like all electronic equipment, the PA230SWA should be used with care. Please read and follow the safety instructions to protect yourself from possible injury and to minimize the risk of damage to the unit.

- Follow all instructions and warnings marked on this unit
- Do not attempt to service this unit yourself, except where explained in this manual
- Provide proper ventilation and air circulation and do not use near water
- Keep objects that might damage the device and assure that the placement of this unit is on a stable surface
- Use only the power adapter and power cords and connection cables designed for this unit
- Do not use liquid or aerosol cleaners to clean this unit
- Always unplug the power to the device before cleaning

◦ TECHNICAL SUPPORT

In case of problems, please contact Vanco Technical Support by dialing 1-800-626-6445. You can also email technical support issues to techsupport@vanco1.com. When calling, please have the Model Number, Serial Number (affixed to the bottom of the unit) and Invoice available for reference during the call. Please read this Instruction Manual prior to calling or installing this unit, since it will familiarize you with the capabilities of this product and its proper installation. All active electronic products are 100% inspected and tested to insure highest product quality and trouble-free installation and operation. The testing process utilizes the types of high-definition sources and displays typically installed for entertainment and home theatre applications. For additional information please visit www.vanco1.com.

◦ LIABILITY STATEMENT

Every effort has been made to ensure that this product is free of defects. The manufacturer of this product cannot be held liable for the use of this hardware or any direct or indirect consequential damages arising from its use. It is the responsibility of the user and installer of the hardware to check that it is suitable for their requirements and that it is installed correctly. All rights are reserved. No parts of this manual may be reproduced or transmitted by any form or means electronic or mechanical, including photocopying, recording or by any information storage or retrieval system without the written consent of the publisher. Manufacturer reserves the right to revise any of its hardware and software following its policy to modify and/or improve its products where necessary or desirable. This statement does not affect the legal rights of the user in any way.

Vanco® International

506 Kingsland Drive Batavia, Illinois 60510

call: 800.626.6445 | fax: 630.879.9189

visit: www.vanco1.com

A brand from



Learn more at pulseaudio1.com